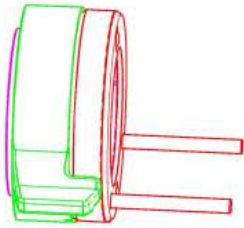





# Instruction Manual

## Zirbel Twister WE02/WE03/WE04/WE05



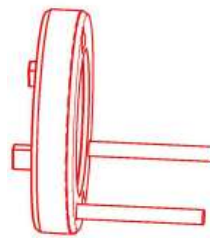
Twister WE02/WE03/WE04/WE05 has three parts:



Sleeve

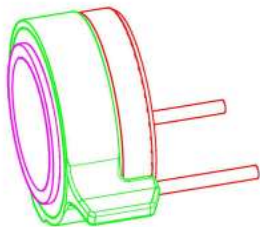


Twister Ring



Magnet Ring

Push all three parts together and check that the Sleeve is pushed up against the Magnet Ring.



Unscrew the two 3M screws (see picture below, yellow dots) with an allen key 1.5mm slightly. Slide the Twister WE02/WE03/WE04/WE05 over the handlebar, position the Twister and screw in the two 3M screws until they touch the Sleeve. Then tighten the screws with three-quarter to a full turn. Check if the Twister WE02/WE03/WE04/WE05 is well fixed. **IMPORTANT:** Do not over-tighten the screws.

