



Instruction Manual Cable Guiding Through the Handlebar

Slide the Twister or ZShift over the handlebar. Take a piece of florist wire of 50cm – 60cm length.



Thread the florist wire into the hole at the BlipBox Clip and push the florist wire through the handlebar. Tweezers can help pull out the florist wire at the hole at the end of the handlebar.







Instruction Manual Cable Guiding Through the Handlebar

How to wrap the florist wire around the connector:

Bend the florist wire at the end of the connector around the cable so that there is an end of 6cm - 8cm.



Bend the end of the florist wire upwards and wrap the florist wire around the beginning of the connector.




Pull the florist wire through the handlebar with the attached connector.





Instruction Manual Cable Guiding Through the Handlebar

Detach the florist wire from the connector and do the same guiding procedure with the second cable.



Well done!

